



PRODUCT CODE - M102748

Tricora™ Melo A

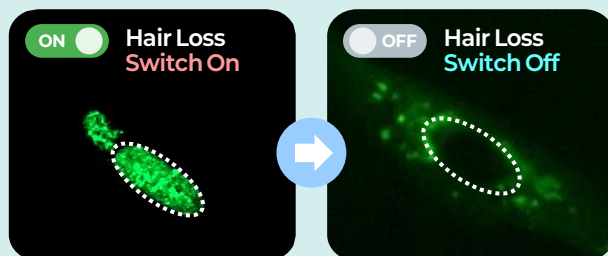
Natural derived Bioflavonoid for Anti-Hair Loss



Tricora™ Melo A


Inhibit Androgen Receptor Translocation & Expression

(Patent Application No. 10-2024-0046528)



Hair Elongation Effect

(ex-vivo Test by Third Party Institute)



Anti-Oxidant Effect

(Hair Loss & Scalp Care)



*[1]

NEW INCI REGISTRATION in ICID

Officially registered New INCI in the ICID by Morechem for the first time. (INCI Name : Meloside A / CAS No. 60767-80-8)

*[3]

GLOBAL PATENT APPLICATION

PCT international patent applied in the U.S., Europe and China. (Application No. US : 19154230 / EU : 25742074.5 / China : pending)

PROVEN MECHANISM

Proving the actual efficacy mechanism of the product using a patented screening method. (KR Patent Application No. 10-2024-0046528)

*[2]

SCIE-LEVEL JOURNAL

Meloside A Protects Dermal Papilla Cells from DHT-Induced Damage via Androgen Receptor Modulation [Journal : Current Issues in Molecular Biology]

*[4]

EX-VIVO TEST by THIRD PARTY

Proven objective efficacy through ex-vivo testing by an independent third-party institute. (Institute : epibiotech)

CLEAN & CONSCIOUS INGREDIENT

Sustainable ingredient derived from upcycled Korean melon leaves. Natural derived ingredient that replaces synthetic DHT inhibitors.

Basic Information

Trade Name	M102748-Tricora™ Melo A
Origin	Korean Melon Leaves
Expected Efficacy	Anti Hair Loss
Appearance	Brown ~ Deep Brown Liquid
Odour	Characteristic
pH	3.5 – 6.5
Meloside A	≥ 80 ppm
Used Level	1 - 10% (Efficacy Level 2 – 5%)
Solubility	Water Soluble
Application	Hair Treatment, Ampoule, Shampoo, Hair Tonic

Composition

		INCI	Content(%)
Main Active	Global(PCPC)	Bioflavonoids	0.08
		Meloside A	0.01
	China(NMPA)	Bioflavonoids	0.09
Preservative	Polyglyceryl-10 Oleate		2
	Butylene Glycol		40
	Water		57.91



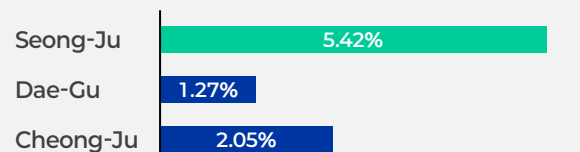
Korean Melon Leaves

Korean Melon (Chamoe) is K-Heritage Fruit native to Korea, harvested in the summer. It is rich in vitamins, minerals, and flavonoids, and has been used for beauty and health purposes. The leaves of Korean Melon have been used in traditional Korean medicine to improve blood circulation and reduce inflammation. Korean melon leaves contain a variety of bioflavonoids, providing beauty benefits such as hair loss reduction, improvement of skin & scalp health, antioxidant, and anti-inflammatory effects. Morechem has scientifically confirmed that bioflavonoids derived from Korean melon leaves have anti-hair-loss efficacy through its patented screening technology. In particular, we confirmed that Meloside A, a bioflavonoid, inhibits Androgen Receptor activation, a key pathway in hair loss. It also provides benefits for scalp antioxidant protection, anti-inflammation, and moisturizing.

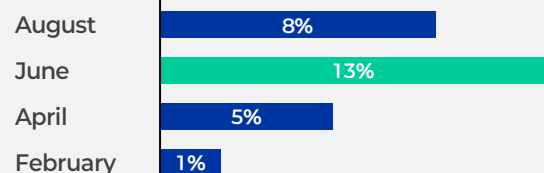


Meloside A

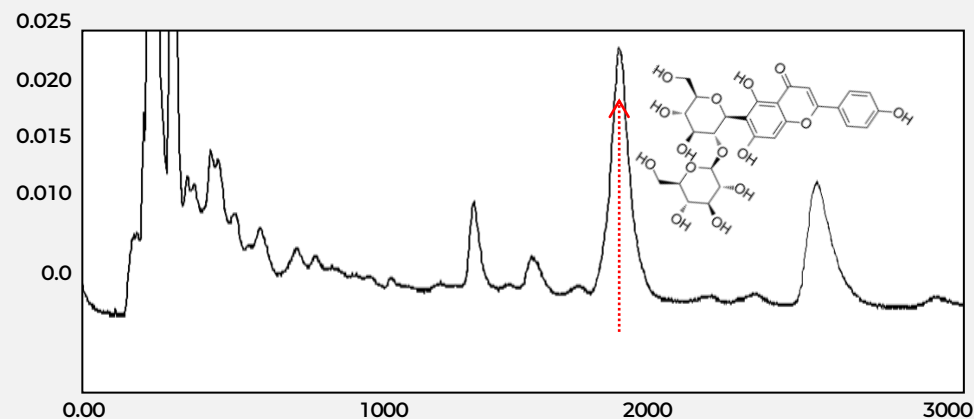
Meloside A is a phenylpropanoid-type flavonoid known for antioxidant properties. We have extracted and purified Bioflavonoids from Korean melon leaves with a high concentration of Meloside A. Using patented screening technology, we have scientifically proven that Meloside A can control the activation of Androgen Receptor and inhibit translocation into the nucleus. This reduces expression of hair-loss factors such as IL-6, TGF- β 1, and DKK-1. Based on this research, we have published in SCIE-level journal and registered the new INCI with ICID, making it available as a cosmetic ingredient. To obtain a high level of Meloside A, we analyzed melon leaves harvested over six months from three different city's farms. We found that leaves harvested in June from Seong-ju City contained the highest levels of Meloside A, and we use only these leaves for our product. In addition, We extract Meloside A from discarded Korean Melon leaves after harvest, creating a sustainable ingredient through upcycling.



Meloside A content by regional differences(%)



Meloside A content by harvested period(%)



ASSAY	Total Meloside A Contents in Tricora™ Melo A
SPECIFICATIONS	≥ 80ppm
ANALYTICAL METHOD	HPLC-UV

What Causes Hair Loss?

Hair Loss is a complex issue caused by various factors. The main causes can be categorized into hormonal, stress, irritation, and genetic factors. In particular, male pattern hair loss is influenced by the male hormone testosterone. Stress hair loss is a common issue in modern society. Psychological and physical stress elevate cortisol levels, which activate hair loss mechanisms and can lead to long-term hair loss. Irritation hair loss occurs due to external factors such as UV, heavy metals, friction, and oxidative stress. These irritants can induce inflammation in the hair follicles, worsen scalp conditions, and increase follicular sensitivity. Finally, genetic hair loss is linked to family history. It is related to a high number of hair loss-related factors or characteristics of follicle sensitivity and growth cycles, and when combined with other factors, it can accelerate hair loss.

HORMONAL HAIR LOSS



STRESS HAIR LOSS



IRRITATION HAIR LOSS



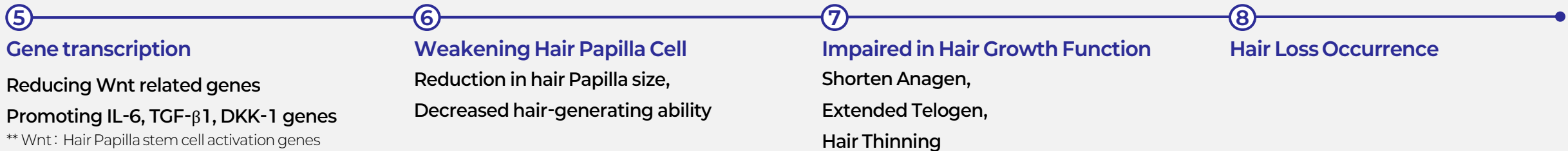
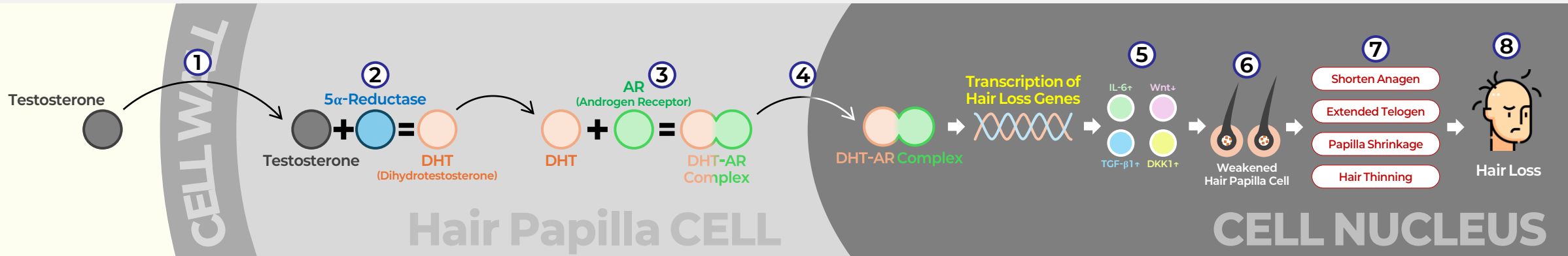
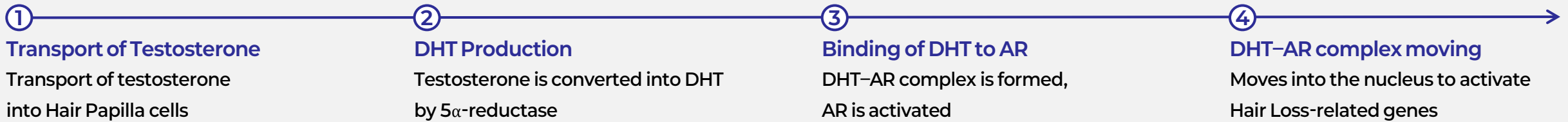
GENETIC HAIR LOSS



Scientific Mechanism of Hair Loss

Morechem has studied the processes of hair loss to develop Anti-Hair-loss ingredient.

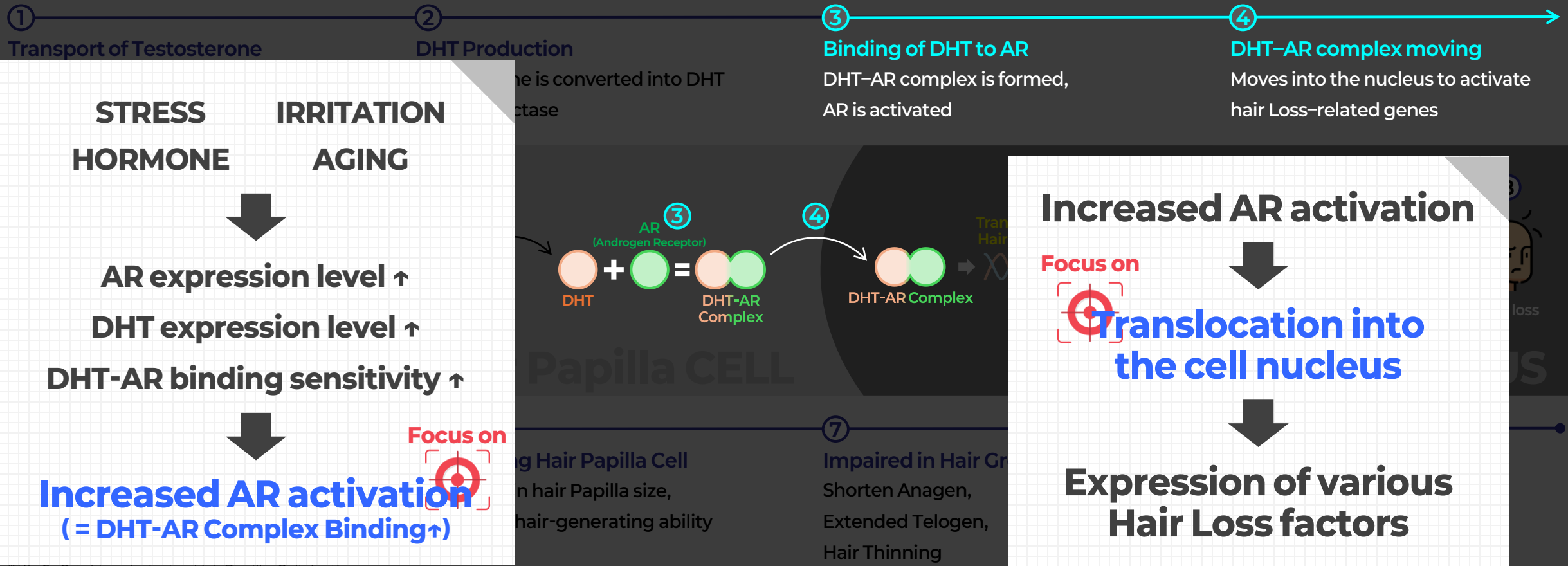
We focused on which pathways should be blocked to effectively reduce hair loss.



** Wnt : Hair Papilla stem cell activation genes
 ** IL-6 : Cytokines Inducing Hair Papilla Cell death
 ** TGF- β 1 : Hair Papilla Cell growth inhibitory genes
 ** DKK-1 : Hair Papilla stem cell deactivation genes

What does MORECHEM focuses on?

Although hair loss occurs due to various factors, Androgen Receptor activation and its translocation into the nucleus have been observed as essential pathways for hair loss. We focused on blocking this pathway.

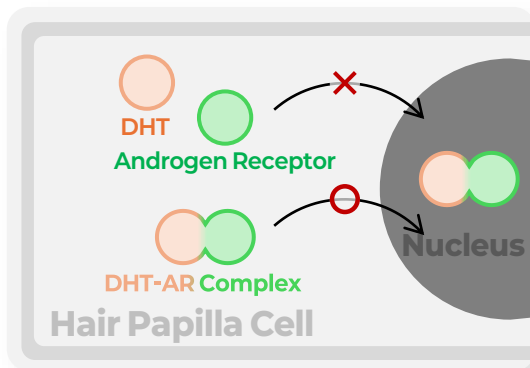


** IL-6 : Cytokines Inducing Hair Papilla Cell death
 ** TGF-β1 : Hair Papilla Cell growth inhibitory genes
 ** DKK-1 : Hair Papilla stem cell deactivation genes

Evidence of Mechanism **proven by Morechem**

Morechem developed a patented screening method to demonstrate the effects of androgen receptor activation and its translocation into the nucleus on hair loss, and to screen for ingredients that can block this pathway.

Principle



Binding of DHT & AR



Androgen Receptor Activation

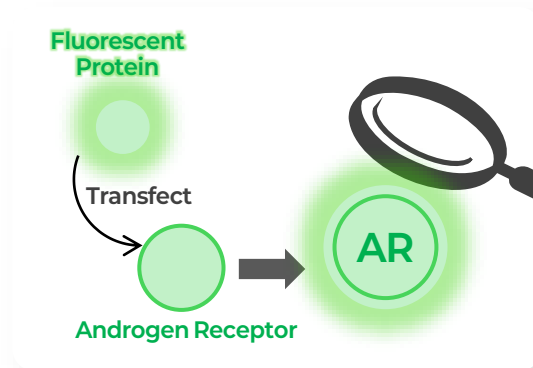


Translocation into Nucleus



Increase of Hair Loss Factor

Research

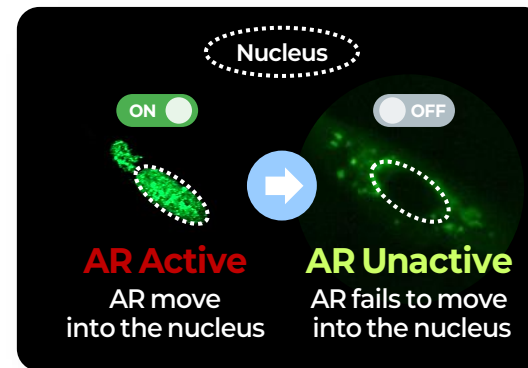


Dye the Androgen Receptor
with a fluorescent protein



Track the movement of AR
within the cell

Develop



Scientifically confirm which
substances inhibit AR activation

(Turn off Hair Loss switch)

- Patented Technology -
(10-2024-0046528)

Application




Develop Real Active Ingredients
with Scientifically Proven Efficacy

Ex-vivo : Hair Growth

(Hair follicle length growth)

Test Model	Human Follicle
Method	Assessment of human follicle length growth by 3rd Party Institute
Stimulation	N/A
Positive Control	Minoxidil 100uM

Hair Elongation (% of Control)



In-vivo : Hair Growth

(Increase in Hair Amount)

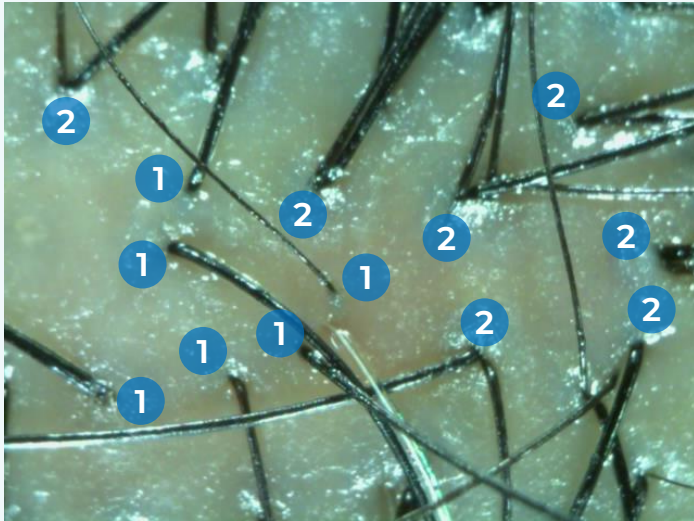
Subject 5 peoples (20~50's Generation)

Period 6 months

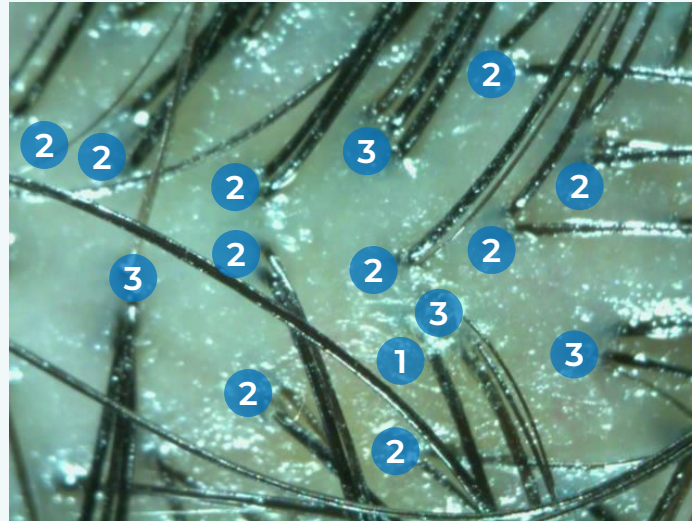
Method Measuring the number of hair strands after Tricora™ Melo A 2% shampooing for once a day

**Increase in Hair Amount

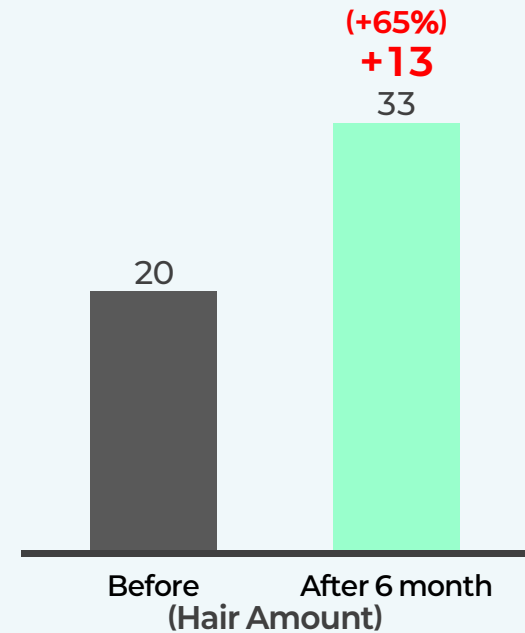
n Unit: Hair Amount/Folicle



Before :
20 hairs



After 6 month :
33 hairs (+65%)

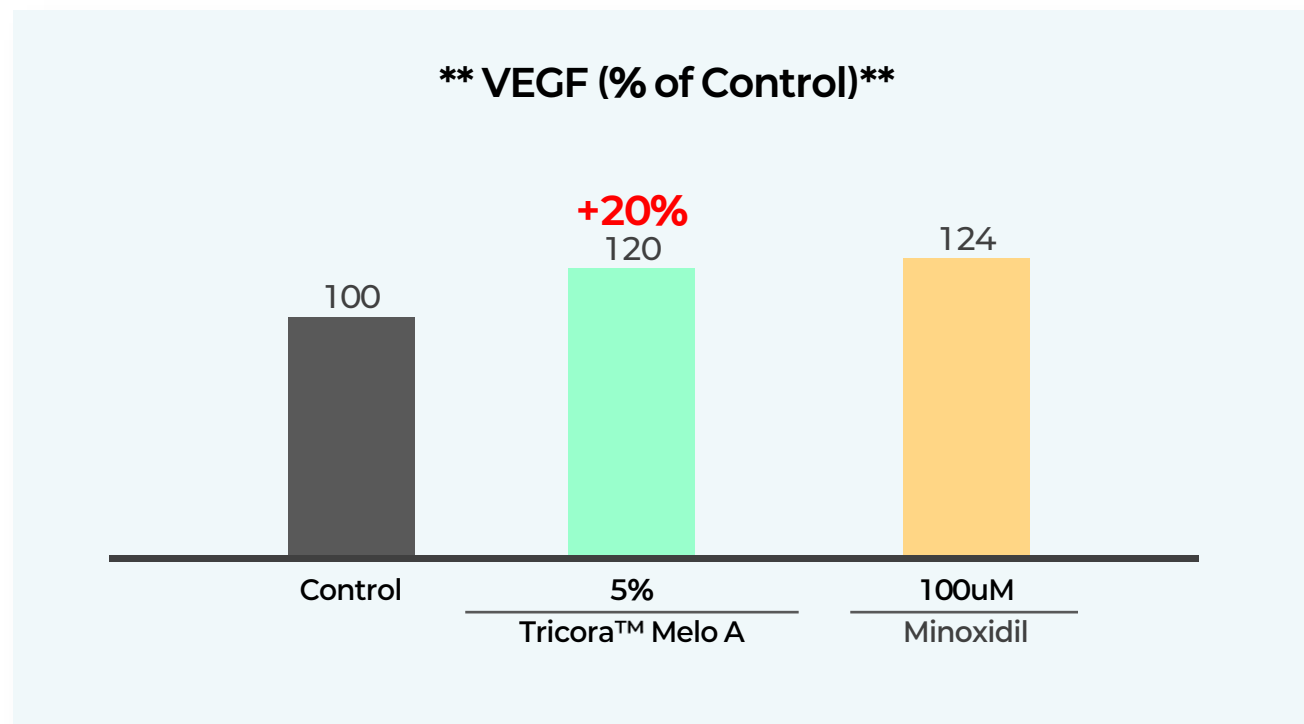


In-vitro : Hair Growth

(Promotion of VEGF expression)

Test Cell	Human Dermal Papilla cell
Method	Assessment of VEGF protein expression using ELISA
Stimulation	N/A
Positive Control	Minoxidil 100uM

** VEGF (Vascular Endothelial Growth Factor): A growth factor that promotes the proliferation of vascular endothelial cells and the formation of blood vessels

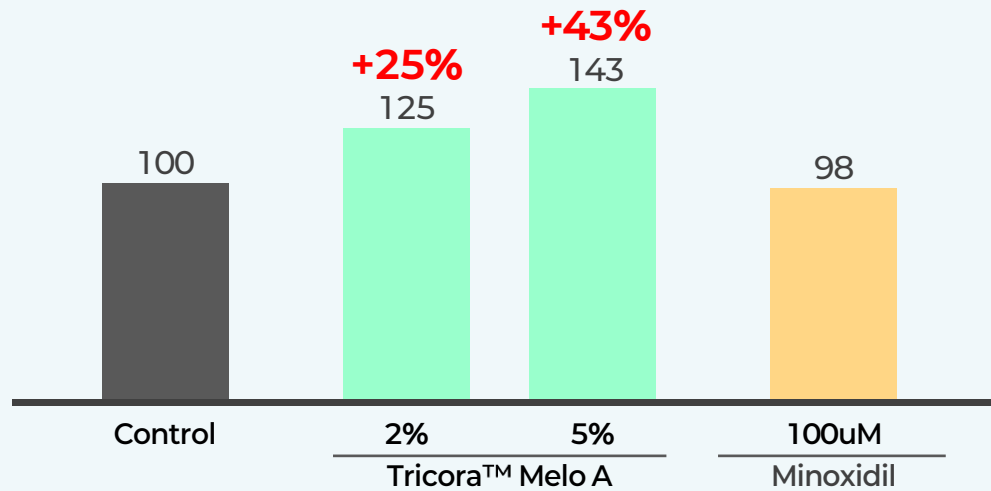


In-vitro : Hair Growth

(Proliferation of dermal papilla cells)

Test Cell	Human Dermal Papilla cell
Method	Assessment of Cell Proliferation using CCK-8
Stimulation	N/A
Positive Control	Minoxidil 100uM

** Cell Proliferation (% of Control)**

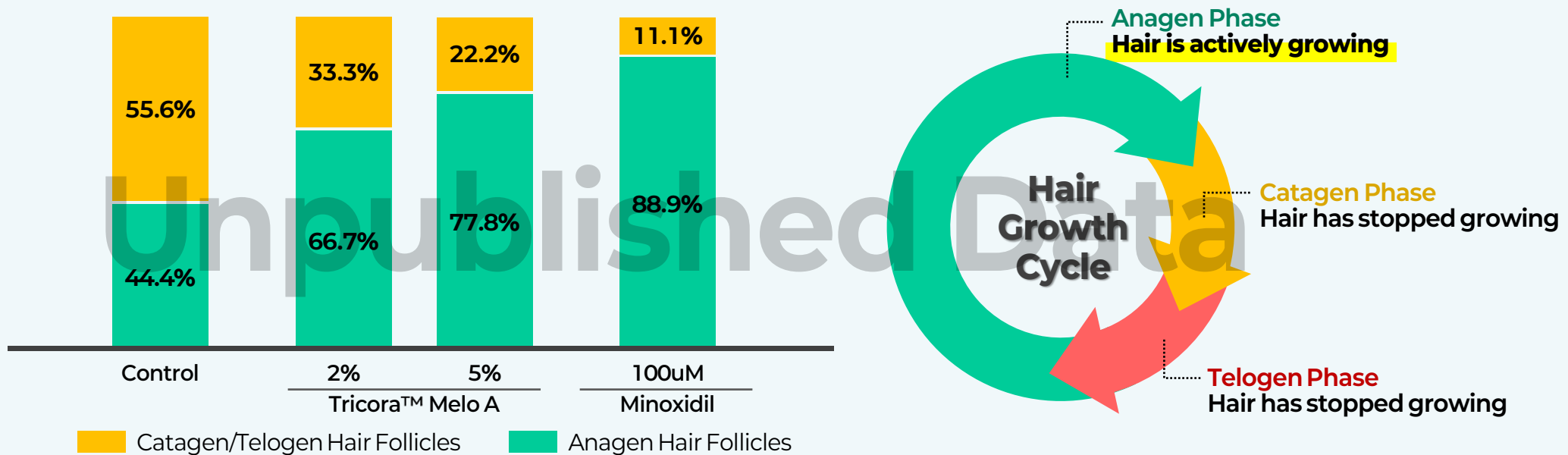


Ex-vivo : Anti Hair Loss

(Rate of anagen hair follicles)

Test Model	Human Follicle
Method	Assessment of anagen human hair follicle ratio by 3rd Party Institute
Stimulation	N/A
Positive Control	Minoxidil 100uM

****Rate of Anagen hair Follicles****

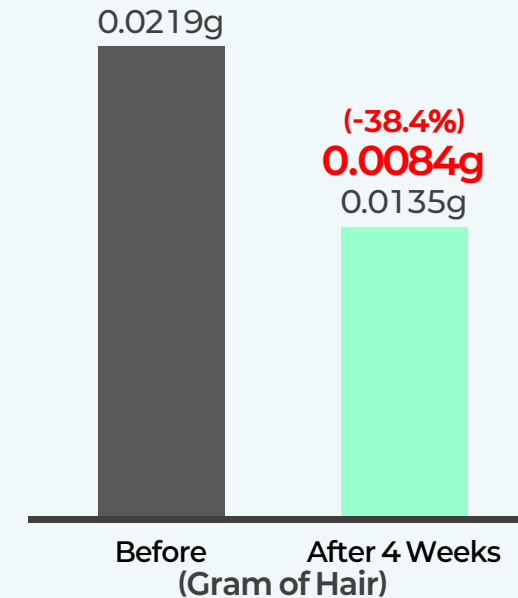



In-vivo : Anti Hair Loss

(Reduction in Amount of Hair Loss)

Subject	10 peoples (20~50's generation , 5 females & 5 males)
Period	4 weeks
Method	Measuring the weight of hair after Tricora™ Melo A 2% shampooing for once a day

Amount of Hair Loss



In-vitro : Anti Hair Loss

(Turn off hair loss switch by inhibiting AR translocation into the nucleus)

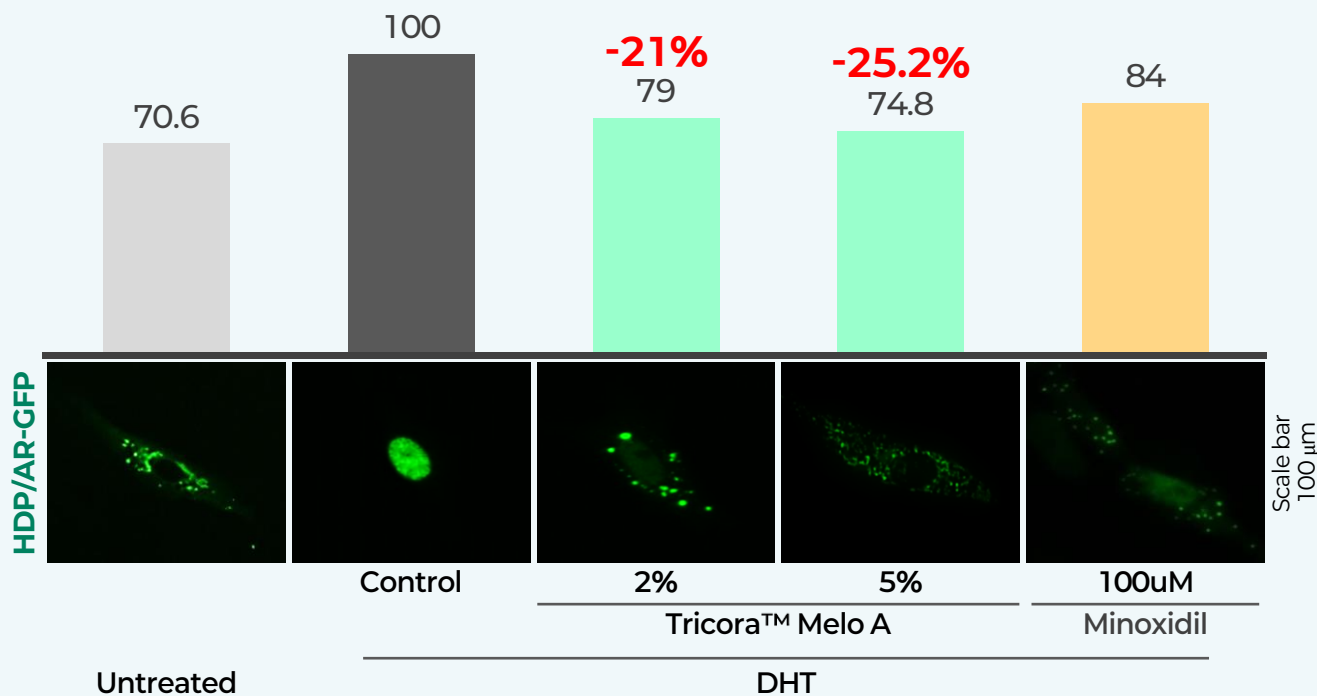
Test Cell Human Dermal Papilla cell

Method Assessment of Androgen receptor nuclear translocation rate using Confocal microscopy

Stimulation DHT 200uM

Positive Control Minoxidil 100uM

**** Ratio of cells with AR translocated into the nucleus (%)****

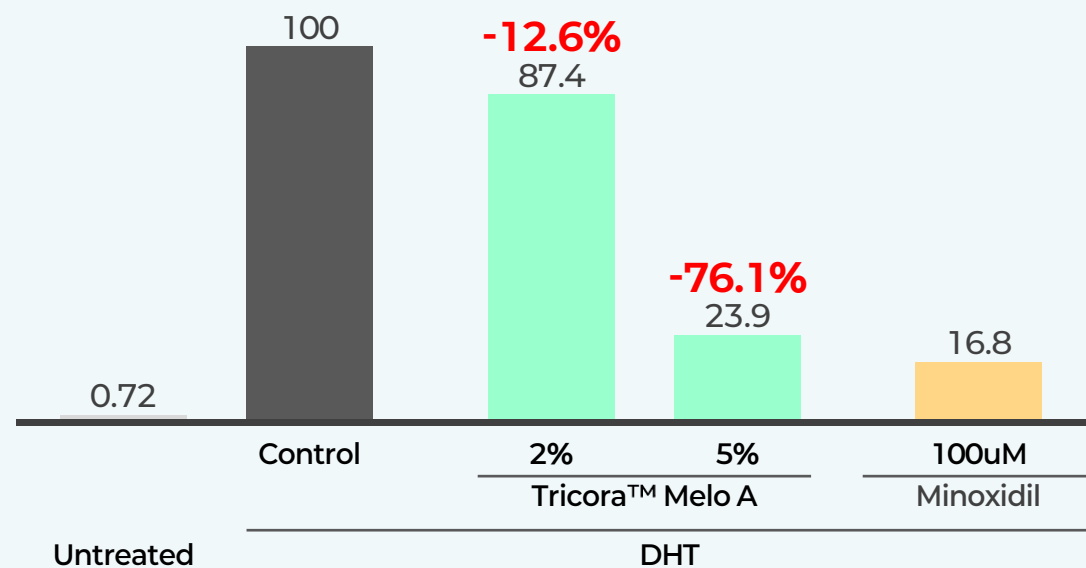
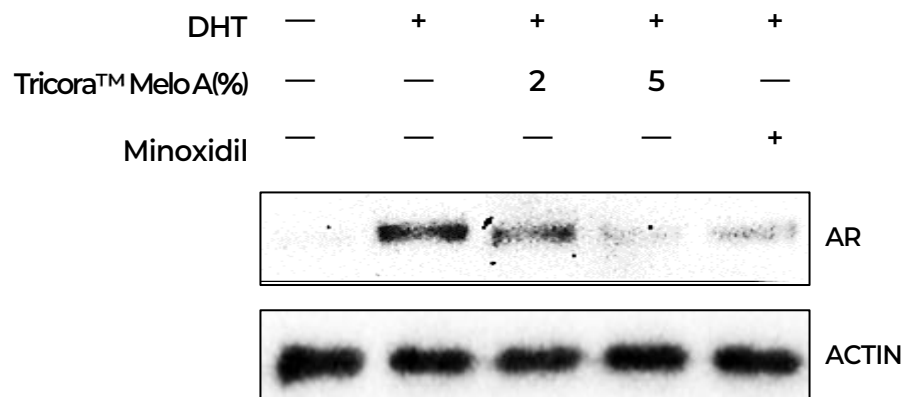


In-vitro : Anti Hair Loss

(Turn off hair Loss switch by inhibiting AR Expression)

Test Cell	Human Dermal Papilla cell
Method	Assessment of Androgen receptor Protein expression using Western blot
Stimulation	DHT 200uM
Positive Control	Minoxidil 100uM

Androgen Receptor Expression (% of Control)



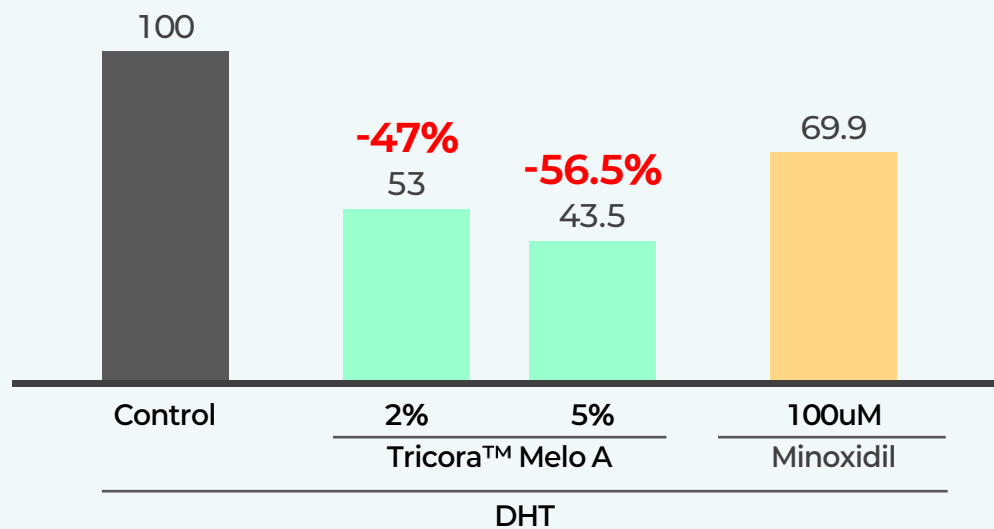
In-vitro : Anti Hair Loss

(Inhibition of catagen-inducing factors ; DKK-1)

Test Cell	Human Dermal Papilla cell
Method	Assessment of DKK1 protein expression using ELISA
Stimulation	DHT 200uM
Positive Control	Minoxidil 100uM

**DKK-1 (Dickkopf-related protein 1) : Hair Papilla stem cell deactivation genes

** Inhibition of DKK-1 (% of Control)**

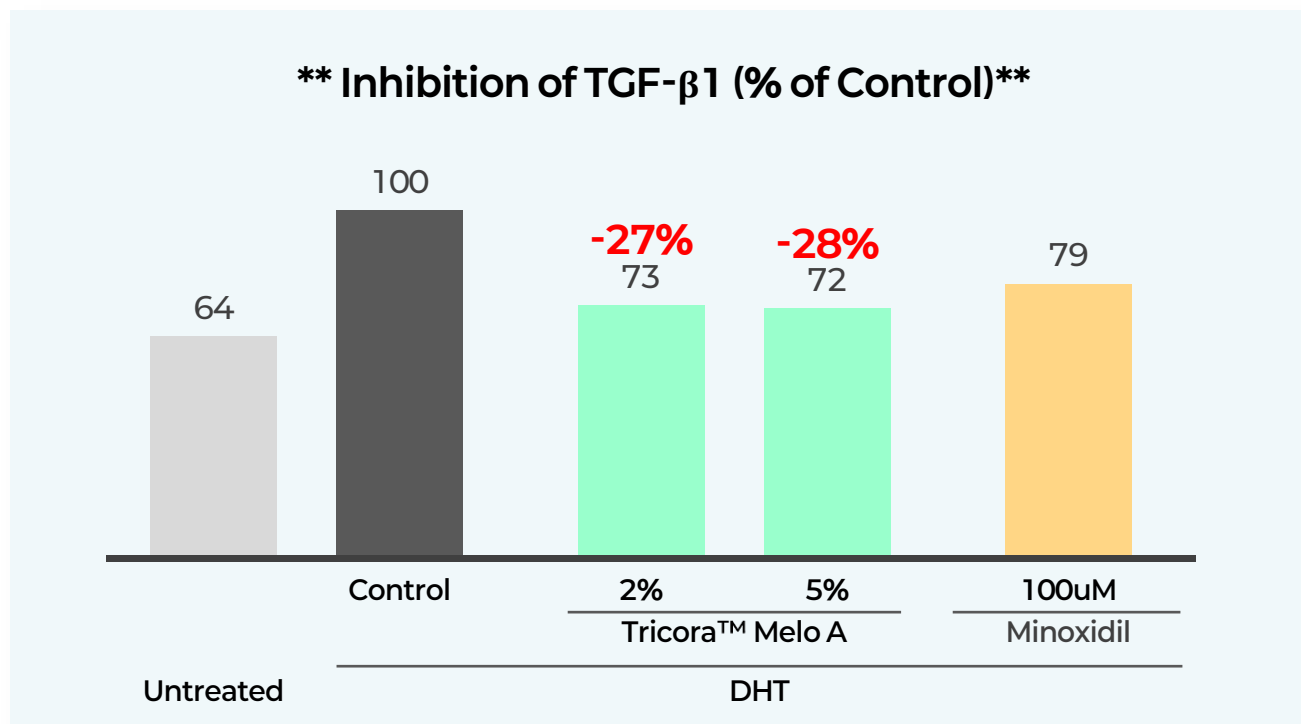


In-vitro : Anti Hair Loss

(Inhibition of catagen-inducing factors ; TGF- β 1)

Test Cell	Human Dermal Papilla cell
Method	Assessment of TGF- β protein expression using ELISA
Stimulation	DHT 200uM
Positive Control	Minoxidil 100uM

**TGF- β (Transforming Growth Factor Beta) : Hair Papilla Cell growth inhibitory genes

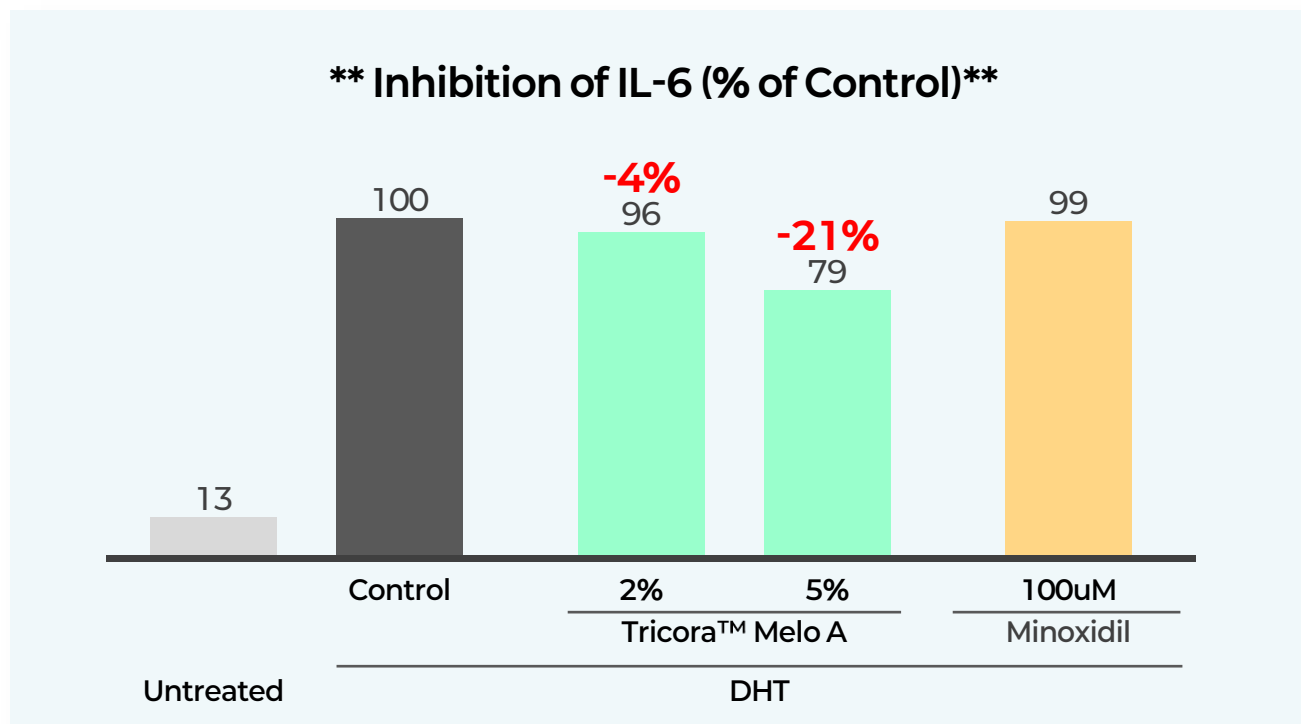


In-vitro : Anti Hair Loss

(Inhibition of catagen-inducing factors ; IL-6)

Test Cell	Human Dermal Papilla cell
Method	Assessment of IL-6 protein expression using ELISA
Stimulation	DHT 200uM
Positive Control	Minoxidil 100uM

**IL-6 (Interleukin-6): Cytokine involved in immune response and inflammation regulation.



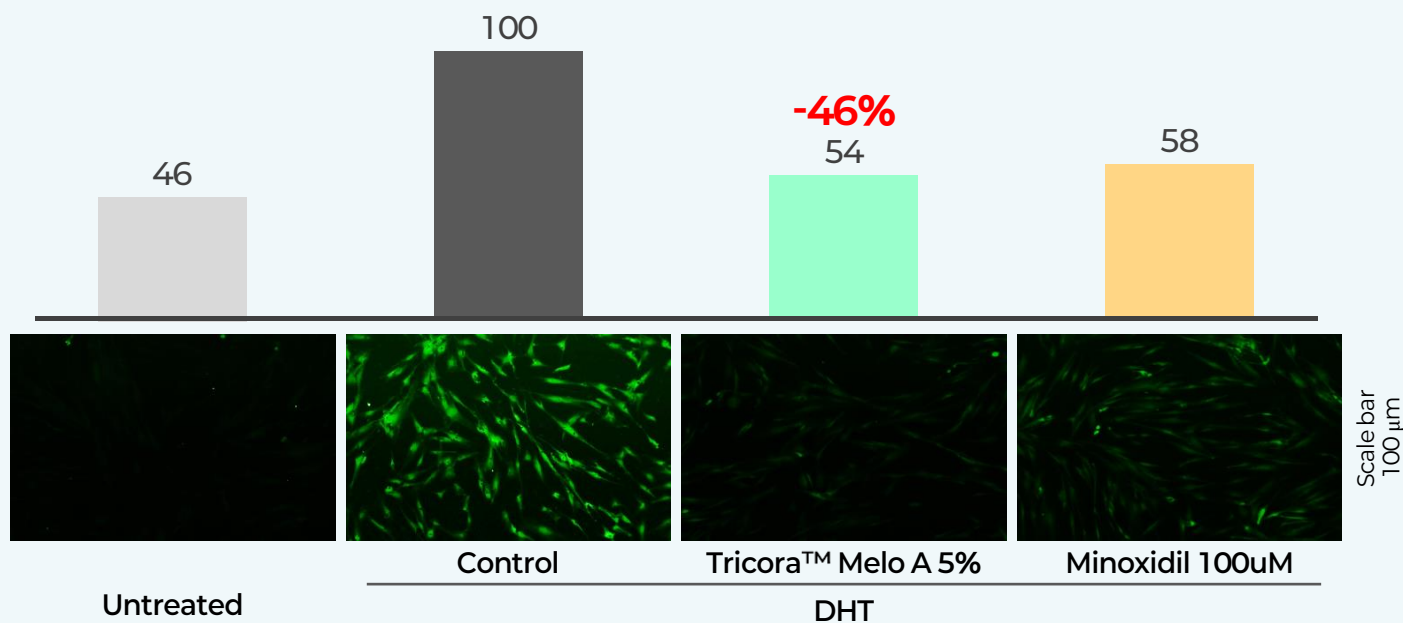
In-vitro : Anti Hair Loss

(Protect hair follicles by reducing ROS)

Test Cell	Human Dermal Papilla cell
Method	Assessment of ROS level using DCF-DA
Stimulation	DHT 200uM
Positive Control	Minoxidil 100uM

**ROS (Reactive Oxygen Species): Active oxygen in cells that induces oxidative stress and causes aging

** Inhibition of ROS (% of Control)**

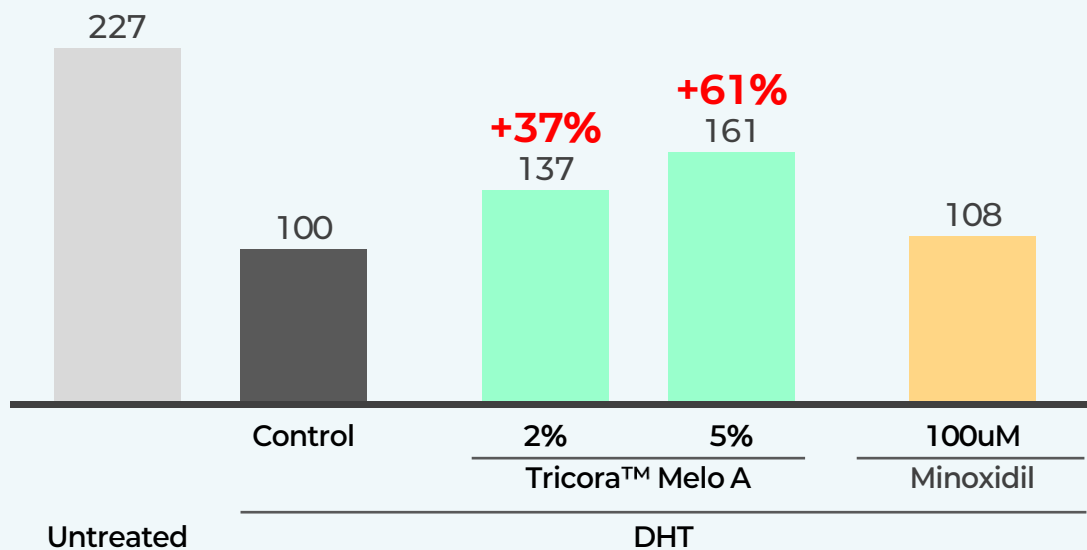


In-vitro : Anti Hair Loss

(Protect hair follicle cells)

Test Cell	Human Dermal Papilla cell
Method	Assessment of Cell Viability using CCK-8
Stimulation	DHT 200uM
Positive Control	Minoxidil 100uM


** Cell Viability (% of Control)**



In-vivo : Dermal Safety Test (Patch Test)

Subject	10 peoples (20~50's generation , 5 females & 5 males)
Period	72 hours
Evaluation Criteria	International Contact Dermatitis Research Group (ICDRG) standards
Method	<ol style="list-style-type: none"> 1) Apply the sample to the patch and attach it to the skin 2) Remove the patch after 24 hours 3) Assess skin irritation at specified time points (30 minutes, 24 hours, 48 hours)


**Skin Irritation Assessment



Site	Untreated			Placebo			Tricora™ Melo A		
Time	30 min	24 h	48 h	30 min	24 h	48 h	30 min	24 h	48 h
Evaluation	Negative			Negative			Negative		

[1]New INCI ; Meloside A

- INCI Name : Meloside A
- CAS Number : 60767-80-8
- Molecular Formula : C₂₇H₃₀O₁₅
- Registered Date : 2nd June, 2025
- Trade Name : Meloside A (Morechem Co., Ltd)



Personal Care Products Council
Committed to Safety,
Quality & Innovation

[Subscriptions](#)
[Resources](#)
[INCI Announcements](#)
[wINCI](#)
[InfoBase](#)
HongKi Joo

— Monograph —

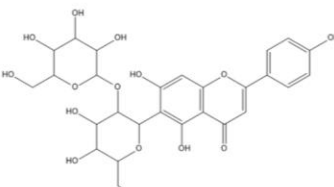
Meloside A Print

INCI Monograph ID: 40392

CAS Number: 60767-80-8 EC Number:

Empirical Formula: C₂₇H₃₀O₁₅

Definition: Meloside A is the organic compound that conforms to the formula:



SMILES: Oc1cc(C(C(C1O2)-C(C3=C2C(C(O)C(C4OC(CO)C(O)C4OC5OC(CO)C(O)C5O)-C3O)-O

Chemical Classes:
[Flavonoids](#)

Reported Functions:
[Antioxidants](#)

Ingredient Sources:
Plant

Technical Names:
 2"-O-β-D-Glucopyranosylisovitexin
 2'-O-β-D-Glucosylisovitexin
 4H-1-Benzopyran-4-one, 6-(2-O-β-D-glucopyranosyl-β-D-glucopyranosyl)-5,7-dihydroxy-2-(4-hydroxyphenyl)-
 6-(2-O-β-D-Glucopyranosyl-β-D-glucopyranosyl)-5,7-dihydroxy-2-(4-hydroxyphenyl)-4H-1-benzopyran-4-one
 6-Glycosyl Apigenin
 Isovitexin 2"-O-glucoside
 Isovitexin 2"-O-β-glucopyranoside
 Isovitexin 2"-O-β-glucoside
 Isovitexin 2'-O-β-D-glucopyranoside

[2] Published in SCIE-Level Journal

- Journal : ***Current Issues in molecular biology*** 2025, 47, 436.
- Title : Meloside A Protects Dermal Papilla Cells from DHT-Induced Damage via Androgen Receptor Modulation
- DOI No. : <https://doi.org/10.3390/cimb47060436>



*current issues in
molecular biology*



Article

Meloside A Protects Dermal Papilla Cells from DHT-Induced Damage via Androgen Receptor Modulation

Hyun Jun Park ¹, Bong Geun Song ¹, Ji Hoon Song ¹, Seung Hee Park ¹, Da Hye Wang ¹, Ho Kyun Kwon ¹ and Ji-Ean Lee ^{2,*}

¹ R&D Center, Morechem. Co., Ltd., Yongin 16954, Gyeonggi-do, Republic of Korea; hjpark@morechem.net (H.J.P.); bgsong@morechem.net (B.G.S.); hgsong@morechem.net (J.H.S.); shpark2@morechem.net (S.H.P.); dhwang@morechem.net (D.H.W.); hkkwon@morechem.net (H.K.K.)

² Morechem. Co., Ltd., Gangnam-daero, Seocho-gu, Seoul 06628, Republic of Korea

* Correspondence: jelee@morechem.net; Tel.: +82-31-214-5822

Abstract: Androgenetic alopecia (AGA) is associated with dihydrotestosterone (DHT)-induced apoptosis in human dermal papilla cells (HDPCs) via androgen receptor (AR) upregulation. This study aimed to evaluate the potential of *Cucumis melo* var. *makuwa* leaf extract (CLE) to attenuate these DHT-mediated effects in HDPCs. HDPCs were treated with CLE, and DHT-induced apoptosis and AR expression were assessed. High-performance liquid chromatography coupled with electrospray ionization tandem mass spectrometry (HPLC–ESI–MS) identified Meloside A as the principal bioactive constituent within CLE. CLE significantly attenuated DHT-induced apoptosis in HDPCs, demonstrating a 57.74% reduction at 1000 ppm. Mechanistically, Meloside A inhibited DHT-stimulated AR nuclear translocation and reduced AR protein expression. Furthermore, Meloside A decreased the expression of downstream target genes at 100 ppm, showing a 16.27% reduction in IL-6, a 26.55% reduction in TGF- β 1, and a 35.38% reduction in DKK-1. Additionally, Meloside A significantly inhibited ROS generation within DHT-stimulated HDPCs by 45.45% at 100 ppm. These findings suggest that Meloside A, isolated from CLE, exerts anti-AGA effects by modulating AR nuclear translocation and gene expression. This highlights its potential as a therapeutic agent for AGA and provides a basis for developing novel therapeutic strategies for hair loss.

Keywords: Meloside A; dermal papilla; anti-hair loss; androgen receptor; androgenic alopecia

 check for updates

Received: 17 April 2025
Revised: 28 May 2025
Accepted: 4 June 2025
Published: 9 June 2025

Citation: Park, H.J.; Song, B.G.; Song, J.H.; Park, S.H.; Wang, D.H.; Kwon, H.K.; Lee, J.-E. Meloside A Protects Dermal Papilla Cells from DHT-Induced Damage via Androgen Receptor Modulation. *Curr. Issues Mol. Biol.* **2025**, *47*, 436. <https://doi.org/10.3390/cimb47060436>

Copyright: © 2025 by the authors. Licensee MDPI, Basel, Switzerland. This article is an open access article distributed under the terms and conditions of the Creative Commons Attribution (CC BY) license (<https://creativecommons.org/licenses/by/4.0/>).

1. Introduction

Hair loss represents a significant global health burden [1], with a multifactorial etiology encompassing various factors, including aging, nutritional deficiencies, hormonal imbalances, disease states, and stress [2–6]. Androgenetic alopecia (AGA) constitutes the most prevalent form of hair loss, affecting individuals of both sexes [7]. The dihydrotestosterone (DHT) hormone, derived from the 5 α -reductase-catalyzed conversion of testosterone, plays a pivotal role in this pathogenic process. DHT interacts with the androgen receptor (AR) in hair follicles, shortening the hair growth cycle and promoting follicular miniaturization [8,9].

Upon DHT binding, AR functions as a transcription factor, enhancing the expression of target genes and modulating cell cycle progression within hair follicles, ultimately leading to follicular degeneration. Among these target genes are Interleukin-6 (IL-6), Dickkopf WNT Signaling Pathway Inhibitor 1 (DKK-1), and Transforming Growth Factor-beta1 (TGF- β 1) [10–13], whose increased expression contributes to AGA. This increased AR

[3] Global Patents in U.S, Europe and China

- U.S Patent

+ Application No. : 19154230

- Europe Patent

+ Application No. : 25742074.5

- China Patent

+ Application No. : Pending

UNITED STATES PATENT AND TRADEMARK OFFICE
UNDER SECRETARY OF COMMERCE FOR INTELLECTUAL PROPERTY AND
 DIRECTOR OF THE UNITED STATES PATENT AND TRADEMARK OFFICE

AUGUST 7, 2025 PTAS

JOHN C. FREEMAN
 CROWELL & MORING LLP, NBC TOWER, SUITE 3600
 455 N. CITYFRONT PLAZA
 CHICAGO, IL 60611

509334893

UNITED STATES PATENT AND TRADEMARK OFFICE
 NOTICE OF RECORDATION OF ASSIGNMENT DOCUMENT

THE ENCLOSED DOCUMENT HAS BEEN RECORDED BY THE ASSIGNMENT RECORDATION BRANCH OF THE U.S. PATENT AND TRADEMARK OFFICE. A COMPLETE COPY IS AVAILABLE AT THE ASSIGNMENT SEARCH ROOM ON THE REEL AND FRAME NUMBER REFERENCED BELOW.

PLEASE REVIEW ALL INFORMATION CONTAINED ON THIS NOTICE. THE INFORMATION CONTAINED ON THIS RECORDATION NOTICE REFLECTS THE DATA PRESENT IN THE PATENT AND TRADEMARK ASSIGNMENT SYSTEM. IF YOU SHOULD FIND ANY ERRORS OR HAVE QUESTIONS CONCERNING THIS NOTICE, YOU MAY CONTACT THE ASSIGNMENT RECORDATION BRANCH AT 571-272-3350. PLEASE SEND REQUEST FOR CORRECTION TO: U.S. PATENT AND TRADEMARK OFFICE, MAIL STOP: ASSIGNMENT RECORDATION BRANCH, P.O. BOX 1450, ALEXANDRIA, VA 22313.

RECORDATION DATE: 08/06/2025 REEL/FRAME: 071952/0747
NUMBER OF PAGES: 5

BRIEF: ASSIGNMENT OF ASSIGNORS INTEREST (SEE DOCUMENT FOR DETAILS).

DOCKET NUMBER: 520588.5000001

ASSIGNOR: PARK, HYUN JUN DOC DATE: 07/25/2025

ASSIGNOR: WANG, DA HYE DOC DATE: 07/25/2025

ASSIGNOR: SONG, JI HOON DOC DATE: 07/25/2025

ASSIGNOR: LEE, JI EAN DOC DATE: 07/25/2025

ASSIGNOR: JOO, II WOO DOC DATE: 07/25/2025

P.O. Box 1450, Alexandria, Virginia 22313-1450 - WWW.USPTO.GOV

**Europäisches Patentamt
 European Patent Office
 Office européen des brevets**

Acknowledgement of receipt

We hereby acknowledge receipt of the form for entry into the European phase (EPO as designated or elected Office) as follows:

Submission number: 14541853

PCT application number: PCT/KR2025/000768

EP application number: 25742074.5

Date of receipt: 07 August 2025

Receiving Office: European Patent Office, The Hague

Your reference: BE613749

Applicant:

Country:

Documents submitted:

package-data.xml	ep-euro-pct.xml
application-body.xml	epf1200.pdf (6 p.)
SPECTRANEPO-1.pdf BE613749_PCT_Specification_EN.pdf (27 p.)	SPECTRANEPO-2.pdf BE613749_PCT_Drawings_EN.pdf (13 p.)
AMSPECEPO-1.pdf BE613749_Amended_Claims_clean.pdf (6 p.)	OTHER-1.pdf BE613749_PCT_SearchReport_EN.pdf (3 p.)
CLMS-HWA.pdf BE613749_Amended_Claims_withAnnotations.pdf (6 p.)	

Submitted by: CN=secure.epoline.org

Method of submission: Online

Date and time receipt generated: 07 August 2025, 12:54 (CEST)

Acknowledgement of receipt - application number PCT/KR2025/000768 Page 1 of 2

国际申请进入中国国家阶段声明（发明）

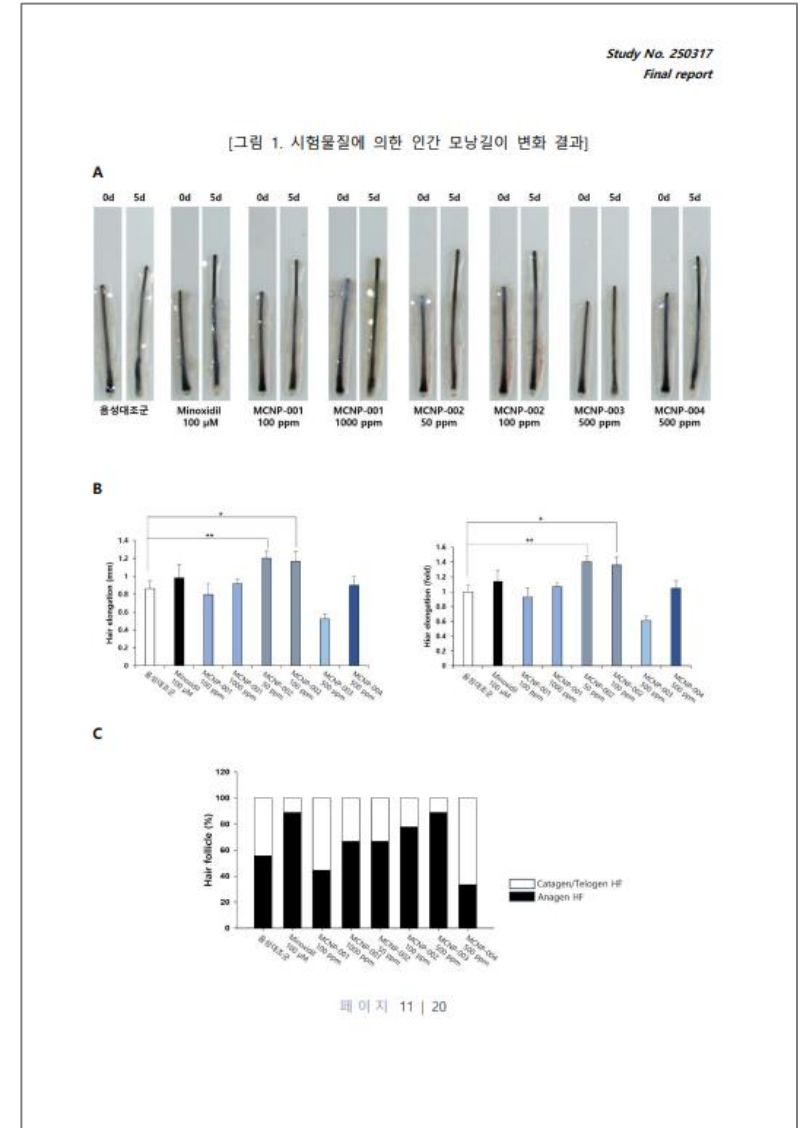
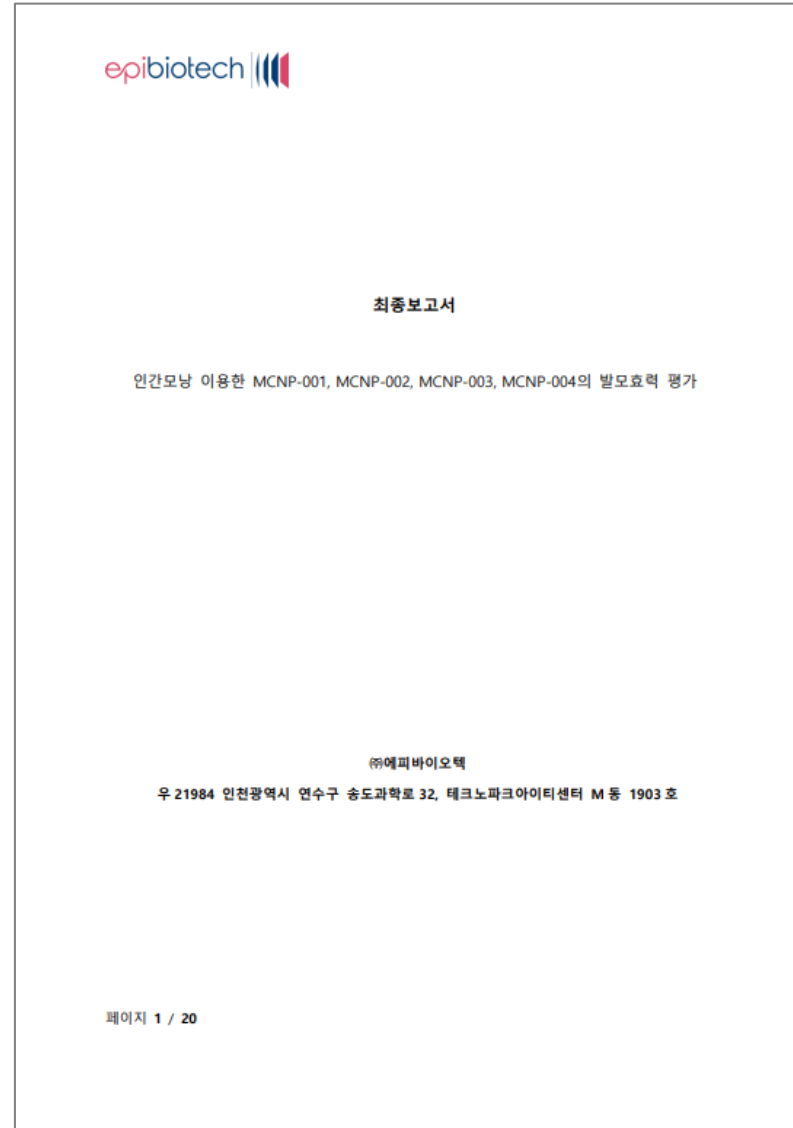
用户案卷号 F-CF250417 此框内容由国家知识产权局填写

③ 国际申请号	PCT/KR2025/000768	① 国家申请号
④ 国际申请日	2025-01-14	② 递交日
⑤ 优先权日	2024-01-18	
⑥ 国际公布号	WO2025/155058	
⑦ 国际公布日	2025-07-24	
⑧ 国际公布语言	韩	
⑨ 发明名称	含有 Meloside 的用于缓解脱发和改善生发的组合物	
⑩ 发明人	发明人 (1)	姓名: 朴贤俊 <input type="checkbox"/> 不公布姓名 国籍或地区: 韩国 身份证件号码:
	发明人 (2)	姓名: 王多慧 <input type="checkbox"/> 不公布姓名 国籍或地区: 身份证件号码:
	<input type="checkbox"/> 全体申请人请求费用减缴且已完成费用减缴资格备案	
	申请人 (1)	姓名或名称: MORECHEM 有限公司 申请人类型 工矿企业 国籍或注册国家(地区) 韩国 电子邮箱 身份证件号码或统一社会信用代码 经常居所地或营业所所在地 韩国 电话 详细地址 韩国 首尔 邮政编码
申请人 (2)	姓名或名称: 申请人类型 国籍或注册国家(地区) 电子邮箱 身份证件号码或统一社会信用代码 经常居所地或营业所所在地 电话 详细地址 邮政编码	
⑪ 联系人	姓名	电话
	邮政编码	电子邮箱
	详细地址	
⑫ 代表人	为非第一署名申请人时声明 特声明第1署名申请人为代表人	

150101 2023.03 1

[4]Ex-vivo Test by Third Party Institute

- Institute : epibiotech (Korean)



Guide Formulation Recipe

01. Scalp & Hair Ampoule

Phase	Trade Name	INCI	% (w/w)
A		Water	to 100
	MC-Binder CX (H)	Water (and) Carbomer (and) Butylene Glycol (and) 1,2-Hexanediol	10.00
		Disodium EDTA	0.02
		Dipotassium Glycyrrhizate	0.10
		Niacinamide	0.90
		Caffeine	0.60
		Silica	0.30
		Glycerin	3.00
	B		1,2-Hexanediol
		Caprylyl Glycol	0.50
		Ethylhexylglycerin	0.10
		Alcohol	15.00
C	Tricora™ Melo A	Bioflavonoids (and) Meloside A (and) Polyglyceryl-10 Oleate (and) Butylene Glycol (and) Water	2.5 ~ 5.0

02. Scalp & Hair Tonic

Phase	Trade Name	INCI	% (w/w)
A		Water	to 100
		Butylene Glycol	10.00
		Alcohol	15.00
		1,2-Hexanediol	2.00
		Ethylhexylglycerin	0.10
B	Tricora™ Melo A	Bioflavonoids (and) Meloside A (and) Polyglyceryl-10 Oleate (and) Butylene Glycol (and) Water	2.5 ~ 5.0

Guide Formulation Recipe

03. Shampoo

Phase	Trade Name	INCI	% (w/w)
A	Water		to 100
	Polyquaternium-10		0.40
	Glycerin		4.00
	Disodium EDTA		0.10
	Disodium Laureth Sulfosuccinate		20.00
	Potassium Cocoyl Glycinate		2.00
	Sodium Cocoyl Isethionate		4.00
B	Polyglyceryl-10 Laurate		0.30
	Fragrance		0.10
C	1,2-Hexanediol		2.00
	Ethylhexylglycerin		0.10
D	Tricora™ Melo A	Bioflavonoids (and) Meloside A (and) Polyglyceryl-10 Oleate (and) Butylene Glycol (and) Water	2.5 ~ 5.0

04. Treatment

Phase	Trade Name	INCI	% (w/w)
A	Water		to 100
	Xanthan Gum		0.20
	Disodium EDTA		0.10
	Erythritol		2.00
	Glycerin		5.00
B	Cetearyl Alcohol		1.10
	Arachidyl Alcohol (and) Behenyl Alcohol (and) Arachidyl Glucoside		2.00
	Paester™ GMS	Glyceryl Stearate	1.00
	Sorbitan Stearate		0.70
	Cetyl Ethylhexanoate		5.00
	EXOLIVE®	Squalene	2.00
	Caprylic/Capric Triglyceride		2.00
C	1,2-Hexanediol		2.00
	Ethylhexylglycerin		0.10
D	Tricora™ Melo A	Bioflavonoids (and) Meloside A (and) Polyglyceryl-10 Oleate (and) Butylene Glycol (and) Water	2.5 ~ 5.0

Trichology

The Study of hair and scalp

×

era

Phase, Context

Tricora™

Tricora™ is Morechem's Cosmetic Ingredient Brand for Hair & Scalp Care.

It is compound word of Trichology (the study of hair) and Era (Phase, Context).

It is representing a new era of hair care created by Morechem.




Tricora™ offers Hair & Scalp Care ingredients proven by scientific evidence, with efficacy verified through objective studies.

THANK YOU

 MORECHEM

Morechem Co., Ltd

716~718Ho, 309, Gangnam-daero, Seocho-gu, Seoul, Republic of Korea

 +82 02.588.7752  info@morechem.net  www.morechem.net

